

RESOLUTION 2016-200

RESOLUTION OF THE CITY COUNCIL OF THE CITY OF SAN PABLO ADOPTING THE FY 2015-17 MID-CYCLE OPERATING BUDGET ADJUSTMENTS AND THE FY 2016/17 CAPITAL IMPROVEMENT PROJECT BUDGET

WHEREAS, on June 15, 2015, the City Council adopted the FY 2015-17 Biennial Budget by Resolution 2015-097, and this resolution outlines key budgetary changes for Year 2 of the two-year budget (FY 2016/17); and

WHEREAS, Municipal Code Section 3.04.270 states that mid-cycle budget amendments do not require public notice or a public hearing; and

WHEREAS, the FY 2015-17 Biennial Budget is a two-year continuing appropriation that is balanced in each of the two separate fiscal years, and at time of original adoption, Year 2 of the budget included total salary and benefits of \$22.4 million and a service and supplies budget of \$12.2 million for a total budget of \$34.6 million; and

WHEREAS, the Mid-cycle Budget Update includes new General Fund requests totaling \$364,500, which when compared to unbudgeted increases to the Master Fee Schedule nets to approximately \$194,500 in new costs, while non-General Fund requests (Paratransit) total \$64,600, for total new spending authority of \$429,100; and

WHEREAS, approximately 78% of new General Fund requests (\$282,900) are due to changes or increases in labor expense including the conversion of several part-time positions into full-time and several position reclassifications/upgrades, resulting in a net decrease of 1.30 FTE, while the remaining 22% of change is due to increases in service and supplies (\$81,600); and

WHEREAS, despite the net loss of FTE, staff expects an increase in actual employee output because of the frequent loss of part-time employees and the difficulty in filling certain part-time positions; and

WHEREAS, Casino Business License was conservatively budgeted at \$18.0 million in FY 2016/17, but estimates show that revenues will significantly exceed projections, such that staff proposes to increase Casino Business Tax by \$200,000 to \$18,200,000; and

WHEREAS, recent changes to the Master Fee Schedule (MFS) adopted by City Council on May 2, 2016 (Resolution 2016-167) increased a variety of permit fees and charges, which are conservatively estimated at \$170,000 annually, the increase in unbudgeted MFS revenues will make up the remainder of increase in General Fund expense to balance the budget; and

WHEREAS, \$64,600 in FTE expense will impact the Paratransit Fund (216), which costs will be offset by increased Measure J revenues and will not impact the General Fund; and

WHEREAS, summary Operating Budget changes are as follows in the table while

line-item details are available in the attachment for Table 1 and are included herein by reference; and

GENERAL FUND

	2016/17	2016/17
Expenditures	Requests	Proposed
Salary & Benefits	282,900	22,741,152
Service & Supplies	81,600	12,248,737
Capital Outlay	-	-
Total	\$ 364,500	\$ 34,989,889
Revenue Offsets		
Casino Business License	(200,000)	(18,200,000)
Building, Planning & PW Fees	(170,000)	(170,000)
Total	\$ (370,000)	\$ (18,370,000)
Net Change	\$ (5,500)	

NON-GENERAL FUND

Paratransit (Fund 216)		
Salary & Benefits	64,600	304,597
Total	\$ 64,600	\$ 304,597

WHEREAS, proposed changes to the FY 2016/17 CIP Budget include adding \$791,000 to the budget, and all funding requests are already pre-assigned ("earmarked") for expenditure in the Council-approved General Fund Designated Reserves (GFDR); and

WHEREAS, summary details are available in the following table while line-item details for changes to the FY 2016/17 CIP Budget are available in the attachment for Table 2 and are included herein by reference; and

2016/17 CIP Budget Requests

Division / Account	New Request	FY 16/17 Requested	Funding Source
Tier 1 Projects			
Creeks & Storm Drains			
Randy Lane Drainage 320-3200-43600-RLN-DRN	280,000	330,000	GFDR: Drainage & NPDES Compliance
Streets & Transportation			
Retrofit of City Streetlights 320-3200-43600-LGT-LED	30,000	98,000	GFDR: Facility Maint & One Time Improvemts
ADA Enhancements (New)			
ADA Compliance: Facilities 320-3200-43600-ADA-FAC	50,000	50,000	GFDR: ADA Compliance & Improvement Projs
ADA Compliance: Sidewalks 320-3200-43600-ADA-SWK	100,000	100,000	GFDR: ADA Compliance & Improvement Projs
Total	460,000	578,000	
NEW Tier 1 CIP Projects			
Major Maintenance - Building			
PD Elevator Hall Foundation 320-3200-43600-PDT-ELV	75,000	75,000	GFDR: Facility Maint & One Time Improvemts
Repair Maple Hall Doors 320-3200-43600-xxx-xxx	20,000	20,000	GFDR: ADA Compliance & Improvement Projs
Municipal Building/Facilities			
1411 Rumrill Concrete Pad 320-3200-43600-CON-PAD	50,000	50,000	GFDR: Facility Maint & One Time Improvemts
Traffic Safety			
Radar Speed Signs 320-3200-43600-RAD-SGN	68,000	68,000	GFDR: ADA Compliance & Improvemt Proj (\$20k) & TDA grant (\$48k)
Total	213,000	213,000	
GRAND TOTAL CIP	673,000	791,000	

WHEREAS, the mid-cycle adjustments described above were incorporated into the FY 2015-17 Mid-Cycle Budget Update and presented to the Budget, Fiscal and Legislative Standing Committee on May 25, 2016. The Standing Committee supported moving the recommendations forward to the full Council for approval; and

WHEREAS, *Budget Spending Controls (All)*, *General Fund Reserves Protection / Fund Balance* (City Council; City Manager) and *Increase Financial Transparency* (Finance) are all adopted policy items under the FY 2015-17 Council Priority Workplan, effective July 1, 2015; and

WHEREAS, this is not a project as defined by CEQA.

NOW, THEREFORE, BE IT RESOLVED that the City Council of the City of San Pablo approves the mid-cycle adjustments to the FY 2015-17 Biennial Operating Budget as

proposed, increasing overall spending authority for FY 2016/17 by \$429,100, including additions to adopted departmental budgets totaling \$364,500 in the General Fund and \$64,600 in the Paratransit Fund (216) as identified in Table 1.

BE IT FURTHER RESOLVED that Paratransit fund increases of \$64,600 will be offset by increasing Measure J revenues (216-0000-33509), while the new General Fund costs would be covered by increasing budgeted Casino Business License revenue by \$200,000 (100-0000-31610) and by increasing Master Fee Schedule revenues in Development Services by \$170,000 (212-0000-39906), such that these new revenues offset the increased expenditures and balance the budget.

BE IT FURTHER RESOLVED that the City Council approves the FY 2016/17 CIP budget as proposed to increase spending authority by \$791,000 on eight different projects (see Table 2), all within the CIP Professional Services account (320-3200-43600), which project funding has already been identified and earmarked in the FY 2015/16 General Fund Designated Reserves, last approved by City Council on January 19, 2016 (Resolution 2016-010).

Attachments:

Table 1: 2015-17 Mid-cycle Budget Requests Summary
Table 2: FY 2016/17 CIP Budget Requests


* * * * *


Adopted this 6th day of June 2016, by the following vote:

AYES:	COUNCILMEMBERS:	Chao Rothberg, Morris, Calloway, Valdez and Kinney
NOES:	COUNCILMEMBERS:	None
ABSENT:	COUNCILMEMBERS:	None
ABSTAIN:	COUNCILMEMBERS:	None

ATTEST:

APPROVED:


Ted J. Denney, City Clerk


Rich Kinney, Mayor

RESOLUTION 2017-123

RESOLUTION OF THE CITY COUNCIL OF THE CITY OF SAN PABLO ADOPTING THE FY 2018-21 QUADRENNIAL OPERATING BUDGET AND THE FY 2018-21 CAPITAL IMPROVEMENT PROGRAM (CIP) PROJECTS BUDGET

WHEREAS, the Budget, Fiscal and Legislative Standing Committee has reviewed in detail the proposed Preliminary Draft FY 2018-21 Quadrennial Operating Budget and the Preliminary Draft FY 2018-21 Capital Improvement Program (CIP) Projects Budget at their meeting on May 24, 2017;

WHEREAS, the governing board of the City has called for a public hearing to receive public input;

WHEREAS, the City Council conducted a noticed public hearing on June 5, 2017 to review the Preliminary Draft FY 2018-21 Quadrennial Operating Budget and the Preliminary Draft FY 2018-21 CIP Budget in detail and to receive public input; and

WHEREAS, as discussed at the Public Hearing, the City Council Travel and Training budget is an important part of maintaining a well-run City. The Quadrennial Budget includes restoring Council training and travel budget to 2010/11 levels, spending which had been cut due to the recession. This represents an additional \$500 in training and travel for each Council Member. The City Manager also offered an additional \$2,500—or \$500 per Council Member—from the City Manager's Annual Contingency Account if any Council Member's allotment proves insufficient during each fiscal year period.

NOW, THEREFORE, BE IT RESOLVED by the City Council of the City of San Pablo that the FY 2018-21 Quadrennial Operating Budget and FY 2018-21 CIP Budget are approved.


BE IT FURTHER RESOLVED that the foregoing recitations are true and correct, and are included herein by reference as findings.


ADOPTED this 19th day of June, 2017, by the following vote:

AYES:	COUNCILMEMBERS:	Cruz, Kinney, Morris, Calloway and Valdez
NOES:	COUNCILMEMBERS:	None
ABSENT:	COUNCILMEMBERS:	None
ABSTAIN:	COUNCILMEMBERS:	None

ATTEST:

APPROVED:


Ted J. Denney, City Clerk


Cecilia Valdez, Mayor

CIP 2018 - 2021

FY 17-18 Tier 1								DRAFT 4/05/17												
(1) ADA Enhancements								APPROPRIATE	ALLOCATE											
Name	Task Code	Score	2018 Project Cost	2019 Project Cost	2020 Project Cost	2021 Project Cost	4 YEAR PROPOSED COST	2018 GENERAL FUND	2018 GFDR Facility	2018 GFDR ADA	2018 GFDR ED	2018 GFDR Parks	2018 GFDR Fire	2018 GFDR Drainage	2018 GFDR Hillside	2018 GFDR PSP	Amount of Grant, Bond or Sale	Year of Grant Bond or Sale	COMMENTS	
(a) Annual ADA Compliance: Facilities	ADA-FAC	76	50,000	50,000	50,000	50,000	200,000	0	0	50,000	0	0	0	0	0	0	0	--	FY 16/17 GFDR	
(b) Annual ADA Compliance: Sidewalk Program	ADA-SWK	76	100,000	100,000	100,000	100,000	400,000	0	0	100,000	0	0	0	0	0	0	0	--	FY 16/17 GFDR	
Subtotal			150,000	150,000	150,000	150,000	600,000	0	0	150,000	0	0	0	0	0	0	0			
(2) Bridges								APPROPRIATE	ALLOCATE											
Name	Task Code	Score	2018 Project Cost	2019 Project Cost	2020 Project Cost	2021 Project Cost	4 YEAR PROPOSED COST	2018 GENERAL FUND	2018 GFDR Facility	2018 GFDR ADA	2018 GFDR ED	2018 GFDR Parks	2018 GFDR Fire	2018 GFDR Drainage	2018 GFDR Hillside	2018 GFDR PSP	Amount of Grant, Bond or Sale	Year of Grant Bond or Sale	COMMENTS	
(a) Bridge at San Pablo Ave. over San Pablo Creek (replacement)	SPC-SPA	82	272,000	272,000	272,000	8,636,920	9,452,920	272,000	0	0	0	0	0	0	0	0	8,368,670	2021	\$1,084,250 in General Fund match to be budgeted over 4 years & \$8,368,670 Highway Bridge Program (HBP) Grant	
(b) Bridge at Giant Rd. over San Pablo Creek (repair)	SPC-GAV	82	439,620	0	0	0	439,620	0	0	0	0	0	0	0	0	0	389,196	2018	\$50,424 (FY 16/17 Approved) & \$389,196 HBP Grant	
Subtotal			711,620	272,000	272,000	8,636,920	9,892,540	272,000	0	0	0	0	0	0	0	0	8,757,866			
(3) Creeks and Storm Drains								APPROPRIATE	ALLOCATE											
Name	Task Code	Score	2018 Project Cost	2019 Project Cost	2020 Project Cost	2021 Project Cost	4 YEAR PROPOSED COST	2018 GENERAL FUND	2018 GFDR Facility	2018 GFDR ADA	2018 GFDR ED	2018 GFDR Parks	2018 GFDR Fire	2018 GFDR Drainage	2018 GFDR Hillside	2018 GFDR PSP	Amount of Grant, Bond or Sale	Year of Grant Bond or Sale	COMMENTS	
(a) Wildcat Creek Restoration behind Plaza San Pablo	WCC-RST	47	1,885,895	0	0	0	1,885,895	0	0	0	0	0	0	0	0	0	1,885,895	2019	Potential \$1,885,895 Prop 1 B Grant & No Match Required	
(b) Annual Storm Drain Upgrade Program	DRN-018	69	150,000	150,000	150,000	150,000	600,000	0	0	0	0	0	0	150,000	0	0	0	--	FY 16/17 GFDR for FY 17/18	
(c) Trash Capture Devices	TRS-CAP	62	0	0	0	50,000	50,000	0	0	0	0	0	0	0	0	0	0	--		
Subtotal			2,035,895	150,000	150,000	200,000	2,535,895	0	0	0	0	0	0	150,000	0	0	1,885,895			
(4) Economic Development								APPROPRIATE	ALLOCATE											
Name	Task Code	Score	2018 Project Cost	2019 Project Cost	2020 Project Cost	2021 Project Cost	4 YEAR PROPOSED COST	2018 GENERAL FUND	2018 GFDR Facility	2018 GFDR ADA	2018 GFDR ED	2018 GFDR Parks	2018 GFDR Fire	2018 GFDR Drainage	2018 GFDR Hillside	2018 GFDR PSP	Amount of Grant Bond or Sale	Year of Grant Bond or Sale	COMMENTS	
(a) Citywide Municipal Broadband	BRO-BAN	62	4,493,000	0	0	0	4,493,000	0	0	0	0	0	0	0	0	0	4,493,000	2019	Potential \$1,493,000 EDA Grant & \$3,000,000 Bond	
(b) Archway Signage	ARC-SGN	57	850,000	0	0	0	850,000	0	0	0	850,000	0	0	0	0	0	0	--		
(c) Firestation 70 (Land Acquisition/Cost Share)	F70-PRO	70	4,500,000	0	0	0	4,500,000	0	0	0	0	0	4,500,000	0	0	0	0	--		
(d) Contra Costa College Transit Village Master Plan	CCC-TOD	68	25,000	200,000	0	0	225,000	0	0	0	25,000	0	0	0	0	0	200,000	2018	Potential \$200,000 Measure J Grant Need \$25,000 match	
(e) Vale Road Medical Office Building	MED-BDG	36	0	1,000,000	0	0	1,000,000	0	0	0	0	0	0	0	0	0	0	--		
Subtotal			9,868,000	1,200,000	0	0	11,068,000	0	0	0	875,000	0	4,500,000	0	0	0	4,693,000			

CIP 2018 - 2021

FY 17-18 Tier 1																					
(5) Hillside Stabilization								APPROPRIATE	ALLOCATE												
Name	Task Code	Score	2018 Project Cost	2019 Project Cost	2020 Project Cost	2021 Project Cost	4 YEAR PROPOSED COST	2018 GENERAL FUND	2018 GFDR Facility	2018 GFDR ADA	2018 GFDR ED	2018 GFDR Parks	2018 GFDR Fire	2018 GFDR Drainage	2018 GFDR Hillside	2018 GFDR PSP	Amount of Grant, Bond or Sale	Year of Grant Bond or Sale	COMMENTS		
(a) Annual Hillside Stability/Geotech Miscellaneous	MIS-HIL	69	200,000	200,000	200,000	200,000	800,000	0	0	0	0	0	0	0	200,000	0	0	0			
(b) El Portal Road Settlement	POR-SET	73	250,000	0	0	0	250,000	250,000	0	0	0	0	0	0	0	0	0	--			
(c) San Pablo Dam Road Stabilization	SPD-REP	73	0	200,000	0	0	200,000	0	0	0	0	0	0	0	0	0	0	--			
Subtotal							1,250,000	250,000	0	0	0	0	0	0	200,000	0	0				
(7) Municipal Buildings/Facilities								APPROPRIATE	ALLOCATE												
Name	Task Code	Score	2018 Project Cost	2019 Project Cost	2020 Project Cost	2021 Project Cost	4 YEAR PROPOSED COST	2018 GENERAL FUND	2018 GFDR Facility	2018 GFDR ADA	2018 GFDR ED	2018 GFDR Parks	2018 GFDR Fire	2018 GFDR Drainage	2018 GFDR Hillside	2018 GFDR PSP	Amount of Grant, Bond or Sale	Year of Grant Bond or Sale	COMMENTS		
(a) Corp Yard Building Replacement	CYD-SHP	65	0	0	0	6,300,000	6,300,000	0	0	0	0	0	0	0	0	0	0	--			
(b) New City Hall	NEW-CHL	75	18,000,000	0	0	0	18,000,000	0	0	0	0	0	0	0	0	0	13,000,000	2018	\$4,000,000 Sale Proceeds, \$9,000,000 Bond Financing & \$5,000,000 Source TBD, (EST.)		
Subtotal							24,300,000	0	0	0	0	0	0	0	0	0	13,000,000				
(8) Parks								APPROPRIATE	ALLOCATE												
Name	Task Code	Score	2018 Project Cost	2019 Project Cost	2020 Project Cost	2021 Project Cost	4 YEAR PROPOSED COST	2018 GENERAL FUND	2018 GFDR Facility	2018 GFDR ADA	2018 GFDR ED	2018 GFDR Parks	2018 GFDR Fire	2018 GFDR Drainage	2018 GFDR Hillside	2018 GFDR PSP	Amount of Grant, Bond or Sale	Year of Grant Bond or Sale	COMMENTS		
(a) El Portal Park Youth Soccer Field	POR-SOC	63	0	2,000,000	1,900,000	715,000	4,615,000	0	0	0	0	0	0	0	0	0	1,000,000	2018	Potential \$1,000,000 State Park Grant Need		
(b) Citywide Park Master Plan	PRK-PLN	55	0	0	250,000	0	250,000	0	0	0	0	0	0	0	0	0	0	--	\$1,000,000 match		
Subtotal							4,865,000	0	0	0	0	0	0	0	0	0	1,000,000				
(9) Pedestrian, Bicycle, Transit								APPROPRIATE	ALLOCATE												
Name	Task Code	Score	2018 Project Cost	2019 Project Cost	2020 Project Cost	2021 Project Cost	4 YEAR PROPOSED COST	2018 GENERAL FUND	2018 GFDR Facility	2018 GFDR ADA	2018 GFDR ED	2018 GFDR Parks	2018 GFDR Fire	2018 GFDR Drainage	2018 GFDR Hillside	2018 GFDR PSP	Amount of Grant, Bond or Sale	Year of Grant Bond or Sale	COMMENTS		
(a) San Pablo Avenue Complete Streets	SPA-CST	69	6,628,466	0	0	0	6,628,466	0	0	0	0	0	0	0	0	0	6,593,000	2016	\$5,978,000 OBAG grant. (\$325,233 Approved FY 15/16 for City of San Pablo) \$325,233 to be reimbursed from City of Richmond		
(b) Rumrill Blvd Corridor Complete Streets (Phase II)	RUM-CST	69	0	0	0	5,833,181	5,833,181	0	0	0	0	0	0	0	0	0	5,164,251	2021	Potential \$5,164,251 Measure J Grant or Caltrans Sustainability Grant Need \$668,930 match		



CIP 2018 - 2021

(c) Wildcat Creek Greenway Trail behind Plaza San Pablo	WCC-TRL	65	1,350,000	0	0	0	1,350,000	0	0	0	0	0	0	0	0	0	70,000	0	2018	Potential \$1,280,000 Measure J Grant (FY 15/16 \$100,000 approved) Need additional \$70,000 in match funds	
(d) El Portal Drive Greening Project	POR-GRN		562,597	0	0	0	562,597	0	0	0	0	0	0	0	0	0	0	562,597	2018	\$562,597 CNRA Grant; no match	
Subtotal							14,374,244	0	0	0	0	0	0	0	0	0	70,000	12,319,848			
(10) Streets and Transportation								APPROPRIATE	ALLOCATE												
Name	Task Code	Score	2018 Project Cost	2019 Project Cost	2020 Project Cost	2021 Project Cost	4 YEAR PROPOSED COST	2018 GENERAL FUND	2018 GFDR Facility	2018 GFDR ADA	2018 GFDR ED	2018 GFDR Parks	2018 GFDR Fire	2018 GFDR Drainage	2018 GFDR Hillside	2018 GFDR PSP	Amount of Grant, Bond or Sale	Year of Grant Bond or Sale	COMMENTS		
(a) Annual Pavement Rehab Project/Pavement Management	PAV-018	73	500,000	500,000	500,000	500,000	2,000,000	500,000	0	0	0	0	0	0	0	0	0	--			
(b) Annual Retrofit of City Streetlights to LED	LGT-CIT	65	1,000,000	1,000,000	1,000,000	1,000,000	4,000,000	0	1,000,000	0	0	0	0	0	0	0	0	--			
(c) Rumrill Blvd Rule 20A Utility Undergrounding	RUM-20A	58	5,000,000	0	0	0	5,000,000	0	2,000,000	0	0	0	0	0	0	0	3,000,000	--	\$4,000,000 in Purchased Rule 20A Funds with \$2,000,000 General Fund & \$1,000,000 PG&E Rule 20A balance in City of San Pablo's account		
(d) Market Street Resurfacing	MAR-STR	76	699,000	0	0	0	699,000	81,000	0	0	0	0	0	0	0	0	618,825	2018	Potential \$618,825 OBAG 2 LSRP Grant Need \$81,000 General Fund match		
Subtotal							11,699,000	581,000	3,000,000	0	0	0	0	0	0	0	3,618,825				
(11) Traffic Safety								APPROPRIATE	ALLOCATE												
Name	Task Code	Score	2018 Project Cost	2019 Project Cost	2020 Project Cost	2021 Project Cost	4 YEAR PROPOSED COST	2018 GENERAL FUND	2018 GFDR Facility	2018 GFDR ADA	2018 GFDR ED	2018 GFDR Parks	2018 GFDR Fire	2018 GFDR Drainage	2018 GFDR Hillside	2018 GFDR PSP	Amount of Grant, Bond or Sale	Year of Grant Bond or Sale	COMMENTS		
(a) Giant Rd. Rail Rd Quiet Zone & Revitalization	GAV-RRZ	59	0	0	115,000	0	115,000	0	0	0	0	0	0	0	0	0	0	--			
(b) San Pablo Ave., Rd 20 & 23rd Street Reconfiguration	SPA-INT	59	0	0	6,000,000	0	6,000,000	0	0	0	0	0	0	0	0	0	5,311,800	2020	Potential \$5,311,800 HSIP Grant Would need \$688,200 match		
(c) School Zone Safety/Safe Route to Schools Master Plan & Implementation	SCH-017	73	0	275,000	0	0	275,000	0	0	0	0	0	0	0	0	0	200,000	2018	Potential \$200,000 OBAG 2 Measure J-TLC Grant & \$75,000 FY 16/17 Approved match		
(d) Annual Traffic Safety Improvements	TRF-SAF	71	100,000	100,000	100,000	100,000	400,000	100,000	0	0	0	0	0	0	0	0	0	--			
Subtotal							6,790,000	100,000	0	0	0	0	0	0	0	0	5,511,800				
Total FY 17-18 CIP Budget							87,374,679	1,203,000	3,000,000	150,000	875,000	0	4,500,000	150,000	200,000	70,000	50,787,234				
Notes:																					
Score was determined using an objective rating form. Ranking Value: A= 60 and above, B=40-59, C= less than 40																					

2016/17 CIP Budget Requests

	Division / Account	Current GF Appropriatn	New Request	FY 16/17 Requested	Justifications / Comments	Funding Source
Tier 1 Projects						
1	Creeks & Storm Drains Randy Lane Drainage 320-3200-43600-RLN-DRN	50,000	280,000	330,000	Relocate drainage to address ongoing flooding problems and comply with Municipal Regional Stormwater Permt (MRP) 2.0 requirements	FUNDED: GFDR: Drainage & NPDES Compliance
2	Streets & Transportation Retrofit of City Streetlights 320-3200-43600-LGT-LED	68,000	30,000	98,000	Additional cost to wire timber poles to complete retrofit of City streetlights with LED for compliance with State energy efficiency regulations	FUNDED: GFDR: Facility Maint & One-Time Improvemts
3	ADA Enhancements (New) ADA Compliance: Facilities 320-3200-43600-ADA-FAC	-	50,000	50,000	Create new CIP project category for Americans with Disabilities Act (ADA) compliance of city facilities and meet MPA risk assessment standards	FUNDED: GFDR: ADA Compliance & Improvement Projs
4	ADA Compliance: Sidewalks 320-3200-43600-ADA-SWK	-	100,000	100,000	Create new CIP project category for ADA compliance of City sidewalks and to meet MPA risk assessment standards	FUNDED: GFDR: ADA Compliance & Improvement Projs
	Total	118,000	460,000	578,000		
NEW Tier 1 CIP Projects						
5	Major Maintenance - Building PD Elevator Hall Foundation 320-3200-43600-PDT-ELV	-	75,000	75,000	To shore up settlement of foundation in Police Dept Elevator Hall	FUNDED: GFDR: Facility Maint & One-Time Improvemts
6	Repair Maple Hall Doors 320-3200-43600-xxx-xxx	-	20,000	20,000	Repair automatic doors at Maple Hall for ADA compliance and to meet MPA risk assessment standards	FUNDED: GFDR: ADA Compliance & Improvement Projs
7	Municipal Building/Facilities 1411 Rumrill Concrete Pad 320-3200-43600-CON-PAD	-	50,000	50,000	Install concrete pad and container transfer for CS and PD goods currently stored at El Portal Soccer Fields	FUNDED: GFDR: Facility Maint & One-Time Improvemts
8	Traffic Safety Radar Speed Signs 320-3200-43600-RAD-SGN	-	68,000	68,000	Install radar speed signs on Amador and El Portal. TDA grant of \$48k awarded; need City match of \$20k	FUNDED: GFDR: ADA Compliance & Improvemt Proj (\$20k) & TDA grant (\$48k)
	Total	-	213,000	213,000		
	GRAND TOTAL CIP	118,000	673,000	791,000		